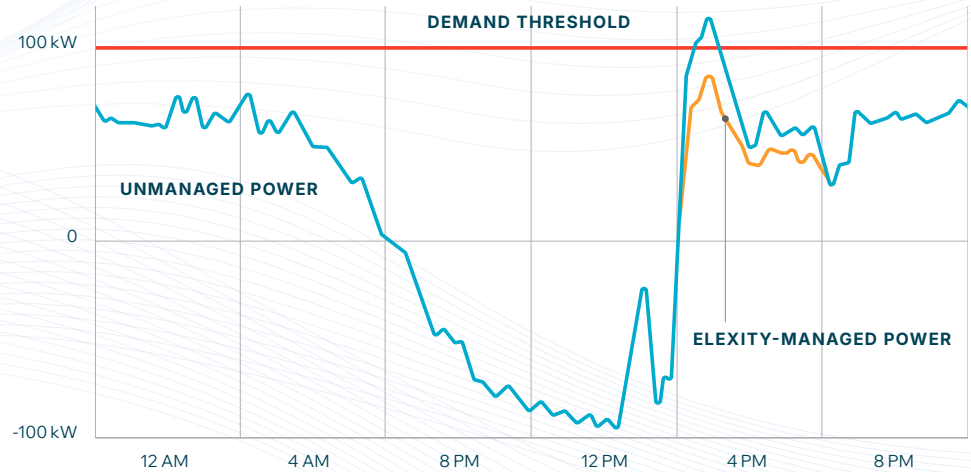
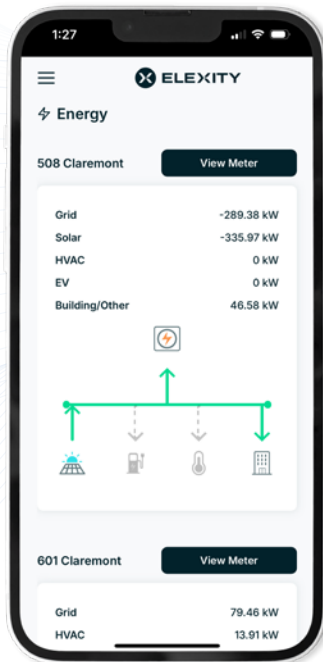


A Energy Management System that Pays for Itself

Traditional Building Management Systems (BMS) don't deliver automated energy savings. Elexity's proprietary predictive control of HVAC and EV charging optimizes use against real time grid prices, including expensive demand charges. **The Result? A complete building control upgrade that pays for it self with savings 3-4x, every year.**



"Elexity's software performance has been remarkable. Once it learns your building, it operates quietly in the background, putting money back in our pockets every month."

Brion Stapp | DEALER PRINCIPAL AT STAPP TOYOTA

CONTROL IS KING

Mobile & desktop SW that empowers your facility team with total control. Elexity optimizes inside your setpoints.

MAXIMIZE SOLAR

Make HVAC and EV charging solar smart. Pre-cool the building and maximize EV charging when solar is high.

COMFORT MANAGEMENT

Improve comfort and save on your energy bill. Elexity reduces demand charge spikes but maintains your comfort targets.

EV CHARGING OPTIMIZATION

Prevent EV Chargers from setting demand charge bill for the month. Elexity has you covered.

SAVINGS ON AUTOPILOT

It's impossible to optimize complex energy use and bills manually. Elexity puts energy savings on Autopilot.

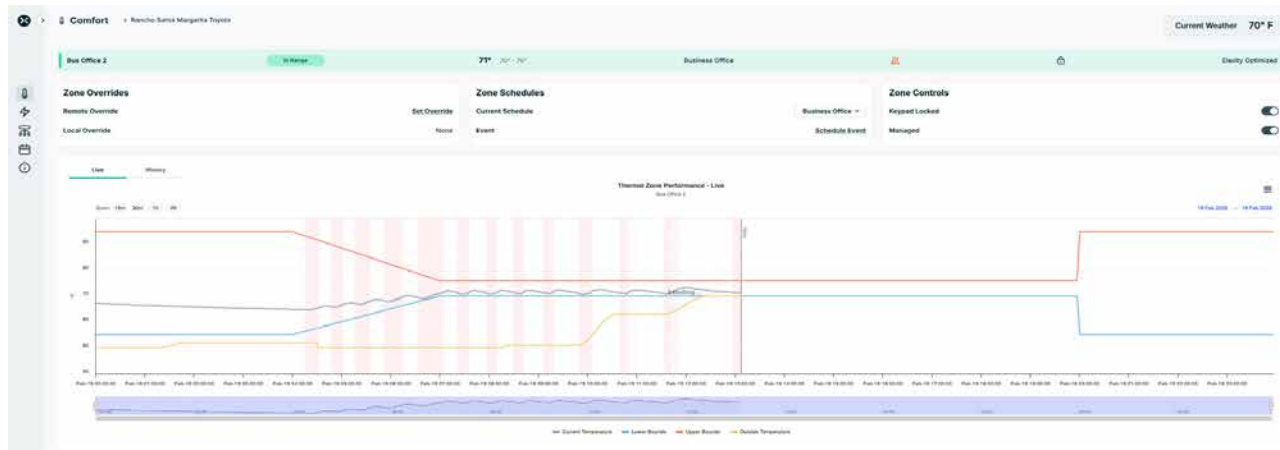


Software

HVAC OPTIMIZATION

HVAC is often the leading cause of demand spikes in commercial facilities. Elexity integrates with existing systems to shift when HVAC systems are used, reducing demand charges up to 30% & costly energy waste.

USE CASE	Demand Charge Management (DCM), Energy Savings
INTEGRATIONS	   
MARKETS	US & Canada
BEST FIT	Commercial, Industrial, Public Facilities



ENERGY CHARGING MANAGEMENT

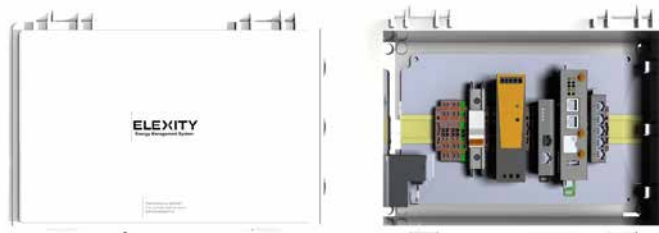
EV Charging can dominate the monthly demand charge bill. Elexity enables you with a simple interface to set limits and automatically manages charging to avoid unnecessary peaks. Take charge of charging.

USE CASE	Demand Charge Management (DCM)
INTEGRATIONS	  
MARKETS	US & Canada
BEST FIT	Commercial, Industrial, Public Facilities

Hardware

Every Load Control installation starts with our EMS controller. The controller communicates via modbus, Bacnet and WiFi to existing equipment in the building and includes a whole building energy meter.

FEATURES	Whole Building Energy Meter, Industrial Computer
CAPABILITY	WiFi, up to 12 Network Ports, up to 15 CT's
RATING	Indoor & Outdoor Rated
MECHANICAL	24"W x 20"H x 7"D, <5lbs



Analysis

Elexity's team of energy analysts will produce a savings estimate for each project, based on our proprietary simulation software integrated with utility rate databases. A custom proposal for each customer.

Services

- ✓ Training
- ✓ US support 7 days a week
- ✓ Performance Guarantee
- ✓ Installation Management



BUILDING ENERGY CONTROL

elexity.io